

Nalbuphine versus Dexmedetomidine Effect on Hemodynamic Stress Response During Intubation

Mary Mammen¹, Sreekumar MR²

Author's Affiliation:

¹Assistance Professor, Department of Anesthesiology, PIMS, Thiruvalla 689101, Kerala, ²Pushpagiri Institute of Medical Sciences and Research Centre, Thiruvalla, Kerala 689105, India.

Abstract

Aims: Sympathetic system gets stimulated on direct laryngoscopy and intubation and catecholamines are released. This response though of short duration, is hazardous to compromised subjects with brain and cardiac dysfunction. Vagus nerve also can be stimulated during laryngoscopy and intubation.

Our study is to find out the effects of Nalbuphine Hcl 5mgm and Dexmedetomidine 25mgm on hemodynamic variables SBP, DBP, MAP and HR at the time of laryngoscopy and intubation. Study was carried out in Pushpagiri Institute of Medical Sciences. Consecutive sampling technique was used to select study population.

Methodology: We selected 100 subjects, ASA1 and 2, were randomly grouped into 2 groups of 50 each. All our subjects received 500ml crystalloid solution. All subjects were induced on Propofol and intubated on succinylcholine. The stress response was assessed by observing hemodynamic variables SBP, DBP, MAP and HR.

Statistical Analysis: Data was digitized and analyzed using SPSS22.0. Independent sample test was used to assess the difference in parameters. Data was stratified on the basis of age and weight of 2 groups. P-value of less than 0.05 was considered statistically significant.

Conclusions: Dexmedetomidine influences HR and the effect is more as age advances. In subjects heavier than 80kg, mean HR was higher. The effect of Dexmedetomidine on heart rate was statistically significant at a P value less than 0.05. Nalbuphine, according to studies, increases BP and HR. In our study, this rise in MAP was observed in subjects heavier than 70kg. But this finding was not statistically significant.

Keywords: Nalbuphine Hcl; Dexmedetomidine; Laryngoscopy; Intubation stress.

How to cite this article:

Mary Mammen, Sreekumar MR/Nalbuphine versus Dexmedetomidine effect on Hemodynamic Stress Response during Intubation/Indian J Anesth Analg. 2021; 8(6): 577-582.

Corresponding Author: Mary Mammen, Assistance Professor, Department of Anesthesiology, PIMS, Thiruvalla 689101, Kerala, India.

Email: marymammen121@gmail.com



This work is licensed under a Creative Commons Attribution-NonCommercial-ShareAlike 4.0.

Introduction

General anesthesia involves direct laryngoscopy, intubation and mechanical ventilation. Direct laryngoscopy stimulates proprioceptors at the base of the tongue and the hypothalamic pituitary axis is stimulated. Sympathetic system in turn release catecholamines and blood pressure and heart rate increases. The sympathetic response though brief can adversely affect subjects with compromised brain functions and cardiac functions. Vagus nerve stimulation can cause bradycardia and even cardiac arrest. Various pharmacological methods are being formulated to alleviate this stress response.

Nalbuphine hydrochloride is a phenanthrene opioid derivative N-Cyclobutyl methyl 4,5-*a*-c poxy^{3,6} a¹⁴ Morphine.⁸ Analgesic potency of Nalbuphine is 0.8 to 0.9 times that of morphine. Nalbuphine 10mgm=10mgm Morphine=75mgm Pethidine. It is a partial agonist at both mu and kappa receptors and possess agonist-antagonist property. Unlike Morphine, Nalbuphine is cardiac stable and does not produce respiratory depression and bronchospasm. It has antipruritic property too. Routes of administration can be IM, IV or S/C. Onset of action after iv route is in 2 to 3 mts and is metabolized in the liver. The dose given is 0.5 to 3mgm/kg.⁸ We have used 0.1 mgm for our study in Group 1 and given a fixed dose of inj. 5 mgm Nalbuphine iv as the first drug of iv induction for all our subjects in group 1.

Dexmedetomidine an alpha₂ agonist dextro-rotatory S. enantiomer of medetomidine an imidazole derivative.⁸ It is a sedative hypnotic with sympatholytic and analgesic properties. It suppresses shivering and preserves hypercapnic response. Premedication dose is 0.33-0.67ugm iv. Different doses of the drug have been tried to find the ideal dose of drug to alleviate the pressor response during laryngoscopy and intubation. We have used 25 mic.gm iv as the first drug of iv induction for all our subjects in Group 2. inj. Dexmedetomidine. Both drugs were diluted and given by second person and observer monitor hemodynamic variabilities from the time of induction every 3 minutes for next 15 mts.

Our observational study considered 100 subjects all belonging to ASA 1 and 2. We have followed standard protocol for preanesthetic checkup, premedication and period of fasting. Our subjects were randomly grouped into 2 groups of 50 each. Group 1 received 5mgm Nalbuphine diluted to 5ml as the first drug during induction and Group 2 received 25ugm Dexmedetomidine. Technique of anesthesia followed standard protocol. All our

subjects received 500 ml ringer lactate. All our subjects were induced with inj. Propofol 2mgm/kg and intubated on 100mgm succinyl choline. Anesthesia was maintained with nitrous oxide, O₂, vecuronium and sevoflurane. Standard monitors were used to observe the hemodynamic variants.

Objectives

- To observe MAP and HR of Subjects from the time of induction and then, every 3 minutes for 15 minutes after inj. Nalbuphine Hcl 5mgm IV was given as first drug of induction.
- To observe whether age of the subjects affect the hemodynamic variability in Group 1. (Nalbuphine Hcl 5 mg).
- To observe whether weight of the subjects affect hemodynamic variability in Group 1 (Nalbuphine Hcl).
- To observe MAP and HR of Subjects from the time of induction, and then every 3 minutes for 15 minutes after inj. Dexmedetomidine 25mcg IV was given as first drug of induction (Group 2).
- To observe whether age of the subjects affect the hemodynamic variability in Group 2 (inj. Dexmedetomidine 25mcg IV).
- To observe whether weight of the subjects affect hemodynamic variability in Group 2 (inj. Dexmedetomidine 25mcg iv).

Methods

Study Design

A consecutive sampling technique was used to select study population.

Sample Size

Minimal sample size per each group using the

$$\text{formula } \frac{2(sd)^2 (za + zb)^2}{\Delta^2}$$

Sample size is 50 per group

Sampling Method

By block randomization and allocation concealed by sealed envelope.

Ethical Clearance

An ethical clearance was obtained from institution and an individual written and informed consent was obtained from each subject before enrolling them

Procedure

Exclusion Criteria

- Subjects with known allergy.
- Subjects with difficult airway(Mallampatti 3and 4).
- Age below 18 years and above 70 years.
- Emergency surgeries.
- Pregnancy with surgical problems.
- Subjects with cardiac problems.

We have observed 100 subjects coming for various surgical procedures under general anaesthesia age between 18 to 70 years with Mallampatti score 1 and 2. All of them belonged to ASA1 and 2 considering the exclusion criteria given above. Preanesthetic checkup was done the day before. All of them were given Tab. Ranitidine 150mgm, Tab. Metaclopramide 10mg and Alprazolam 0.5 mg orally 2hrs. before surgery. All our subjects followed standard protocol for fasting. After getting informed risk consent our subjects were taken to the operation theatre. All our subjects were given 500 ml crystalloid through 20g iv cannula on nondominant hand. Standard monitors were used to monitor the hemodynamic variables.

All our subjects were monitored with ECG, NIBP, SPO₂. Preoxygenation was given for 3 minutes. Group1 received 5mg of Nalbuphine Hcl diluted to 5 ml as the first drug of iv induction and group 2 received 25 mcgm of Dexmed diluted to 5ml as first drug of induction. Hemodynamic variabilities were noted. Baseline value was taken as SBP, DBP, and HR at the onset of induction and then every 3 mts for 15 mt. Values were collected, recorded and statistically analysed.

A rise in MAP more than 20% from baseline was considered hypertension and a fall in MAP less than 20% from baseline was treated with 3mgm ephedrine iv. A fall in HR less than 40/ mt was treated with rescue drug (inj. Atropine 0.6 mg iv) None of our subjects needed rescue drugs.

Results

Data was digitized using Microsoft excel and analyzed using SPSS 22.0. The mean and standard deviation of HR, SBP, DBP and MAP of the 2 groups at various time points were found out. The differences in these parameters between the 2 groups were assessed using Independent Sample t-test. The data was stratified on the basis of age and weight to compare the 2 groups. Pvalue of less than 0.05 was taken as statistically significant.

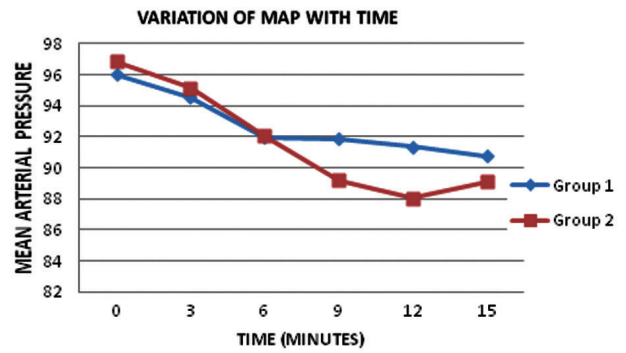


Fig. 1: Comparison of Mean Arterial pressure between the 2 groups in relation to time.

Mean Arterial Pressure of two groups were comparable. There is a significant fall in MAP from baseline between 3 and 6 minutes in both groups. No significant statistical difference was noted between the 2 groups.

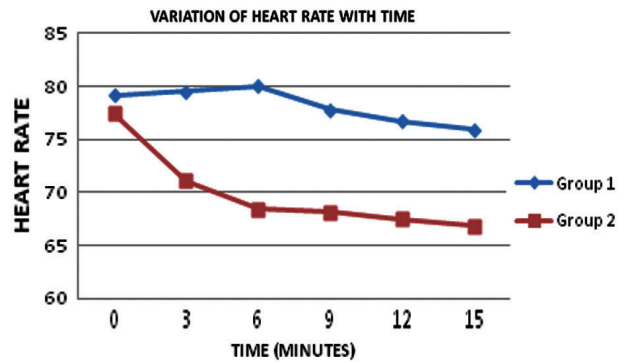


Fig. 2: Comparison of mean heart rate between group1 and group2 in relation with time.

Mean Heart rate of two groups are comparable. There is a statistically significant fall in HR from baseline in group 2 from 3 to 15 minutes. Significant p value (<0.05) noted between 2 groups at 3 to 15 minutes. Dominant action of Dexmed on the heart is decreasing tachycardia through blocking cardioaccelerator nerves and vagomimetic action through alpha 2A-AR receptor.

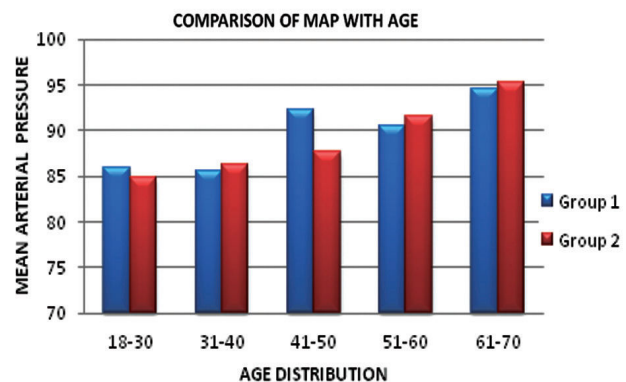


Fig. 3: Comparison of Mean Arterial Pressure in group 1 and group2 in relation to age.

MAP of Group 1 was found to be higher than Group 2 for the age group of 40-50 years but on statistical analysis there was no significant difference. The subjects were divided into 2 groups in relation to age in both groups.¹ Group 18 to 40 years and the other 40 to 70 years for statistical analysis. Dexmed evokes a biphasic response on BP. A short hypertensive response and subsequent hypotensive response mediated by 2 alpha-AR subtypes. Alpha 2 AB-AR for hypertensive response and hypotension by 2 alpha A-AR receptor.¹¹

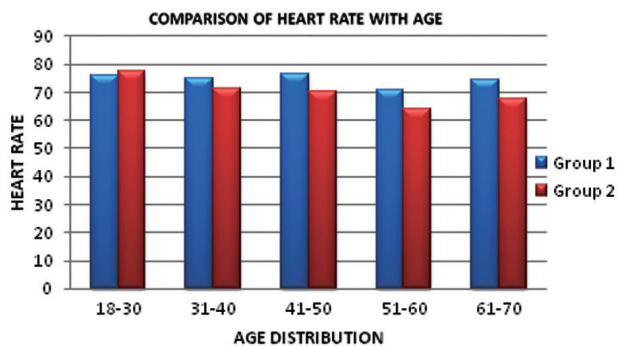


Fig. 4: Comparison of Mean Heart Rate in Group 1 and 2 in relation to age of the subjects.

Mean Heart rate in both groups were comparable with age up to 40 years. There is a significant (p value <0.05) fall in Heart rate in age between 40-70 years in Group 2. In our study we had kept a HR of 40/mt as lower limit. None of our subjects needed rescue drug Atropine.¹¹

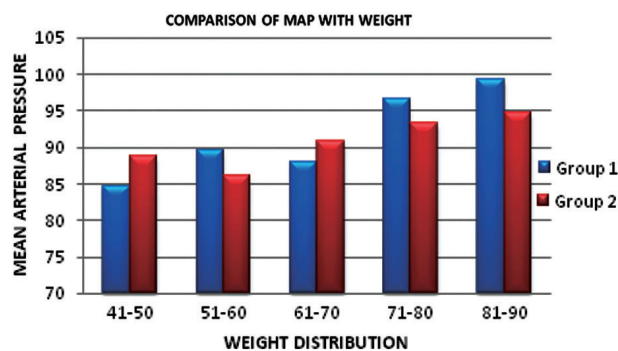


Fig. 5: Comparison of Mean Arterial Pressure in Group 1 and 2 in relation to weight of the subjects.

Mean Arterial Pressure in both Groups were comparable with weight. MAP was found to be higher in Group 1 between 70-90kg. On statistical analysis there was no significant difference with weight. These group of subjects may need higher dose of Inj Nalbuphine Hcl. The stimulation of alpha 2 b receptors on vascular smooth muscles is postulated to be the cause of increase in BP with Dexmed when given as single IV dose.

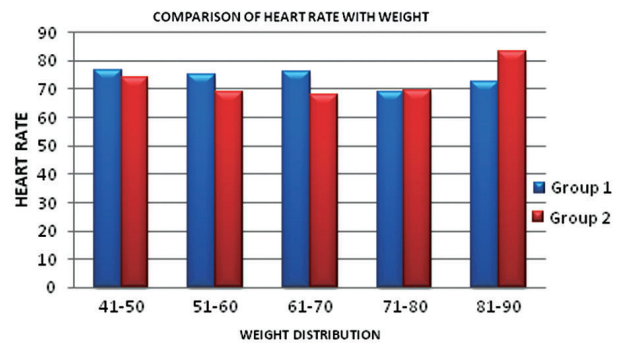


Fig. 6: Comparison of Mean Heart in Group 1 and Group 2 in relation to weight of the subjects.

Mean Heart Rate of both groups were comparable with relation to weight of the subjects. On statistical analysis there was no significant difference between the 2 groups. The Mean Heart rate was higher in subjects with Weight more than 80kg Group 2. Dexmed is a very short acting drug which gets distributed in 6mts. May be an iv infusion would have been more effective than single dose.⁴

Discussion

Group 1 subjects who received Nalbuphine were hemodynamically stable from the time of induction to next 15 minutes on observation. The MAP was higher in subjects with weight more than 80 kg. The dose of Nalbuphine was not enough to nullify sympathetic response in these subjects. Dexmedetomidine lowered HR in Group 2. The fall in HR was more obvious in subjects above 50 years. But in subjects weighing more than 80kg, the MAP was higher indicating the need for continuous level of drug concentration through an IV infusion. Dexmed being a very short acting drug the hypotensive response is short.⁶ The statistical significance was noted with HR on comparison between 2 groups and is related to its alpha 2 agonist property.

Nalbuphine a drug with agonist antagonist property is mainly used for preop and post-operative analgesia.¹¹ NNSudafule¹² in their comparative study on efficacy of Nalbuphine with pentazocine noted a rise in heart rate and blood pressure after intubation with Nalbuphine. Their iv dose was 0.3 mg / kg. Our drug dose is 0.1mg/kg. But we have given a fixed dose of inj. Nalbuphine Hcl(5mgm) to all our subjects and did not find any significant change in HR and. None of our subjects showed a significant rise or fall in MAP in Group 1. Our induction agent Inj. Propofol 2 mgm/kg might have influenced the results.

Hariprasad et al⁶ in their study on Nalbuphine

did not find any statistically significant rise in heart rate. His study was on 40 patients. We also agree with his findings. Our Group 1 included 50 subjects and our drug dose was 0.1 mgm/kg. Their dose was 0.2mgm/kg. Hariprasad used isoflurane where as we used sevoflurane. Chowda et al.⁵ agree to the above finding. Sohaib Basheer et al.⁹ noted a significant rise in HBP, DBP and MAP with Nalbuphine. Tariq Mohammed¹⁴ had used 0.02mg/kg Nalbuphine and found it to have stable hemodynamics in his subjects.

Dexmedetomidine is an alpha 2 agonist with sympatholytic properties.⁷ It is a sedative, amnestic, analgesic with antishivering property. Dexmed is used as a safe anaesthetic adjuvant in both general and regional anesthesia.⁷ It is the active dextro enantiomer of medetomidine a methylated derivative of etomidate. Sandeep Kundra¹³ has used Dexmed in his study and states that it provides good hemodynamic stability. We had given single bolus dose of Dexmed diluted to 5ml iv over 5 minutes as the first drug of iv induction. We have noted a fall in HR from baseline in our study, but not below 40/mt.⁸ A brief biphasic dose dependent cardiovascular response has been reported after initial administration of Dexmed resulting in an initial increase in BP and Fall in HR.¹ This response is more in young and healthy. Our study agrees with this finding. Manpreet Kaur et al.⁸ describes Dexmed can be used safely in controlled hypotension and the dose advised is 1mcgm/kg to suppress laryngeal reflex during intubation.

Bajwa and Kulashethra³ state that dexmedetomidine blunts hyperdynamic response to laryngoscopy and surgery. In the heart, dominant action is to decrease tachycardia by blocking cardio accelerator and bradycardia via vagomimetic action. Due to its central sympatholytic effect it can be used to alleviate pressor response. Anilo Nova² suggests 1mcgm/kg Dexmed bolus dose to suppress hemodynamic response to laryngoscopy and intubation.

We have noted a rise in HR in group 2 in subjects aged above 60 years. This group may need a higher dose. Misra¹⁰ in his study, found Dexmed better than Nalbuphine to suppress laryngotracheal reflex during intubation. We also noted a fall in HR from baseline. Our lower limit was 40/mt. Lowest HR we observed in this study was 42/mt.

Conclusion

Nalbuphine maintains hemodynamic stability during laryngoscopy and intubation. It can be safely

given intra venously. Dexmedetomidine gives stable MAP at our dose of 25 mcgm iv. The effect of Dexmedetomidine on heart rate was statistically significant with a P value less than 0.05. Vagolytic effect was more than that on blood pressure. The fall in HR was more in older age group. Weight of the subjects modified the results in both groups.

References

1. Afonso, Joana, and Flávio Reis. "Dexmedetomidine: Current Role in Anesthesia and Intensive Care." *Revista Brasileira De Anestesiologia* 62, no. 1 (February 2012): 118-33. [https://doi.org/10.1016/S0034-7094\(12\)70110-1](https://doi.org/10.1016/S0034-7094(12)70110-1).
2. Anilo Nova, Juan Carlos Nunez, Betzabeth Hemandas. Evaluation of effect of Dexmedetomidine on suppression of the adrenergic response to laryngoscopy and intubation. *Journal of Anesthesia and Clin. Res.* April 23:2018.
3. Bajwa SK, Kulashetra A. Dexmedetomidine: and adjuvant making large inroads into clinical practice. *Annals of medical and health Res.* Oct-Dec. 2013/ Vol.13/issue4. Page 476.
4. Chowda PM, Parikh MK, Mehta KD. Effect of Nalbuphine on hemodynamic response to orotracheal intubation. *Anesthesiol. Clin. Pharmacol.* 2010; 26; 458-60.
5. Dilip Kothari et al. Effect of Nalbuphine and Pentazocine on attenuation of hemodynamic changes during laryngoscopy and endotracheal intubation. *Anesthesia Essays Res.* Sep. -Dec 2013.
6. Hariprasad K, Ramkumar P, Rajagokilam A, Vinitha Varadarajan R. A comparative study of analgesic potential of Nalbuphine vs Fentanyl during general anesthesia. *Int. Jou. of contemp*
7. Kajal Jain, Jeetinder Makkar. Dexmedetomidine perioperative applications and limitations. Chapter 8: page 94-98, Year book of Anesthesiology 6.
8. Kaur and Singh: Current role of Dexmedetomidine in clinical anesthesia and intensive care. *Anesthesia Essays and Researches*; 5(2) Jul-Dec 2011.
9. Khanday, Shoiab Bashir, Aabid Hussain Mir, Khalid Pervaiz Sofi, Abdul Qayoom Lone, and Areeba Noor Shah. "Evaluation and Comparison of Fentanyl versus Nalbuphine for Attenuation of Hemodynamic Response to Laryngoscopy and Endotracheal Intubation in General Anesthesia." *Anesthesia: Essays and Researches* 13, no. 1 (January 1, 2019): 111. <https://doi.org/10.4103/0259-1162.252867>.
10. Misra A, Lokara L, Suwalka U, Hembrom. A comparative clinical study on the effects of Dexmedetomidine and Nalbuphine on hemodynamics of patients undergoing laparoscopic Cholecystectomy. *Glob. J Res. Anal.* 2018;7:33036.
11. Paul Barash MD, Bruce E Kullman MD, Robert K

- Stolting MD. Clin.Anesthesia: chapter 14: Opioids. Page 376, 5th edn.
12. Sadafule, Namrata Natraj, and Seema Shripad Karhade. "Comparative Study of Efficacy of Preoperative Nalbuphine Hydrochloride and Pentazocine Lactate on Hemodynamic Response to Tracheal Intubation and Postoperative Analgesia." *Anesthesia, Essays and Researches* 12, no. 1 (March 2018): 218–22. https://doi.org/10.4103/aer.AER_168_17.
 13. Sandeep Kundra, Sachin Taneja, Aswini K Choudhary, Sunil Katyalet al. Effect of low dose Dexmedetomidine infusion on intraoperative hemodynamics, anesthetic requirements and recovery profile in patients undergoing lumbar spine surgery. *Journal of Anesthesiology Clinical Pharmacology* / Vol. 35;issue 2 April-Jun. 2019.
 14. Tariq, Mohammad Abbas, Zafar Iqbal, and Qadirullah. "Efficacy of Nalbuphine in Preventing Haemodynamic Response to Laryngoscopy and Intuition." *Journal of Postgraduate Medical Institute (Peshawar - Pakistan)* 28, no. 2 (April 17, 2014). <https://jpmi.org.pk/index.php/jpmi/article/view/1569>.

