

Digital Information Resources of University of Delhi: A Faceted Study about its Use and Assessment

Amit Kumar Deval

ABSTRACT

The growth, development and sustainability of academic community and, more particularly, the higher education sector of academic world is largely and solely dependent upon the availability and accessibility of current information. It is information flow that is needed and is vital for reviving the research agenda of a university and R&D organization. Digital information resources, which are a newer breed of information resources in comparison to their counterpart print resources, are playing a major role in fulfilling the information need of the users. This research paper evaluates the views and opinions of users about the various facets of digital resources, its use, and assessment by the users for their academic works.

Keywords: E-resources; Digital information resources; Electronic database; Academic resources; Information resources.

INTRODUCTION

The role of the academic library is changing in digital era. Academic libraries are changing faster than at any time in history due to information technology, online databases, catalogues, and digitized archives. Most journals' publishers now provide their entire portfolio in digital format and the transition by libraries from printed journal holdings to electronic journals (e-Journals) is rapid. Similarly electronic books (e-books) are becoming important elements of library collections. The huge amounts of older and rarer research materials are being made available online by local and national digitization initiatives are the vast scale of the

rich information resources are available to scholars and researchers. This vast scale of digital information is being used by the university students and teachers for fulfilling their information needs. Some of the parameters that seem to be essential for enhancing the quality of digital products are being analyzed through this study .

Literature review

1. Kumbar BD, and Hadagali Gururaj S.

This study deals with the usage of UGC-NFONET e - journals consortium by the faculty members and research scholars of Karnataka University, Dharwad.

2. Patil DB, and Parameshwar S.

The study explains about the electronic resources and its use by the faculty members and research scholars in the Gulbarga University, Gulbarga. Further, the data is collected through a questionnaire to study the information needs of the faculty members and researches in various PG departments in Gulbarga University. The paper revealed that

Author's Affiliation: Assistant Librarian, University Information Resource Centre (UIRC), Guru Gobind Singh Indraprastha University, Sector 16-C, Dwarka, New Delhi-110075

Reprint's requests: Amit Kumar Deval, Assistant Librarian, University Information Resource Centre (UIRC), Guru Gobind Singh Indraprastha University, Sector 16-C, Dwarka, New Delhi-110075. E-mail: akdeval@yahoo.co.in.

(Received on 08.12.2011, accepted on 27.01.2012)

the electronic resources available in the Gulbarga University library are very helpful in fulfilling their information needs. There is need to train the faculty members and research scholars in using the electronic resources. Further, there is need to include more number of journals in the UGC-INFONET consortium.

3. Singh, RK, Joteen, Devi, Th. Madhuri and Chaudhury Ray, Arup

This paper study describes a survey on the use of the electronic information, focusing on the internet services by the users of Manipur University library. This study also examines the utilization, purpose, difficulties, and satisfaction level of users about internet-based e-resource services provided by the library. It was observed that low-speed internet access, interrupted power supply, and lack of required full text journals are problems with regards to the use of internet-based e-resources.

4. Yao, Leye and Zhao, Ping

This paper provides an overview of Chinese digital library (DL) projects via the corresponding web sites. It also seeks to illustrate the current situation of DLs in China by offering insights into the digitization of resources, technologies and services. This paper presents a perspective of how DLs in China have been developing in the past few years. It also indicates the existing problems and difficulties and suggests practical ways to optimize the application, standards, laws and rules, personal information environment, logon and authentication based on encryption. In addition, open access resources' utilization, conflict between copyright protection, resources sharing, user interface customizing are discussed.

All the selected libraries were operational digital libraries, electronic / digital resources are made up of two parts, and the mainstream modes are service oriented. Most have their own library information portals and provided integrated searching. However, there were

some defects in term unification on some home pages, unified retrieval platform selection among various databases, and navigation system construction.

OBJECTIVE

There was many objectives that can be set for this study, but some of the prominent objectives are:

1. To determine the use of digital information resources.
2. To know the purpose of using digital information resources.
3. To know the influence of digital information resources on academic work of the university
4. To ascertain whether the provision of digital information resources has a positive effect on the quality of library services
5. To identify whether users find problem in searching and accessing digital information resources.

Scope

The study was limited to the faculty members, research scholars and students of University of Delhi. The study was based on the e-resources offered by the Delhi University library system (DULS) to its users during the period from March to May, 2011.

RESEARCH METHODOLOGY

This was basically a descriptive study based on survey method. For eliciting the attitude of users in using digital information resources for their academic work, a questionnaire was designed keeping in view the objectives of the study and 70 questionnaires were circulated among the users. Out of these 70 questionnaires, 60 (85.71%) were received back from the respondents. The questionnaire consisted of 14 different types of questions such as dichotomous questions, multiple

choice questions, and Likert type questions based on 3-point rating scale. The sample size consisted of 60 users (students and faculty members) of various departments of University of Delhi and the technique used in identifying the sample was stratified accidental random sampling method. For analyzing the results descriptive statistics and content analysis technique were used and the results are presented in the form of tables and graphs.

RESULT AND DISCUSSION

On the basis of the responses received from the users, the data was analyzed and interpreted under the following heads:

Use of digital information resources

The first and the foremost question that was asked from the users was whether they use the digital information resources in their day-to-day academic work. Table 1 / Fig. 1 shows the responses wherein out of 60 respondents, 28 (46.66%) users used the digital information resources very often; 24 (40%) users used the digital information resources seldomly. This implies that out of the surveyed 60 users, 52 users (86.66%) used the digital resources for their academic work and the remaining 8 (13.33%) users do not use the digital resources at all for the academic work.

Table 1. Use of digital information resources (N=60)

| S. No. | Particulars | Responses | Percentage |
|--------|------------------|-----------|------------|
| 1 | Yes, often | 28 | 46.66 |
| 2 | Seldom | 24 | 40 |
| 3 | No, I do not use | 8 | 13.33 |

Fig. 1. Graph depicting the use of digital information resources

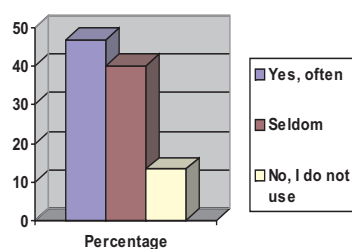


Table 2. Places for accessing digital information resources. (N=60)

| S. No. | Places for accessing digital information resources | Response | Percentage |
|--------|--|----------|------------|
| 1 | Department | 10 | 16.66 |
| 2 | Computer Lab. | 14 | 23.33 |
| 3 | Library | 20 | 33.33 |
| 4 | Hostel/Home | 14 | 23.33 |
| 5 | Any other place | 0 | 0 |

Fig. 2. Graph showing places for accessing digital information resources

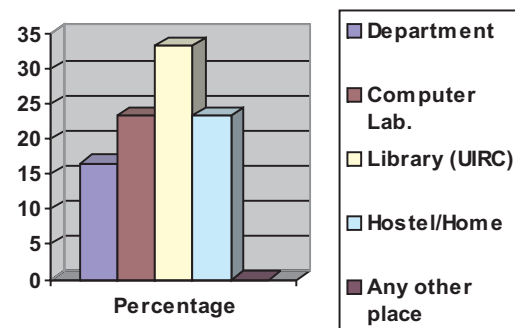
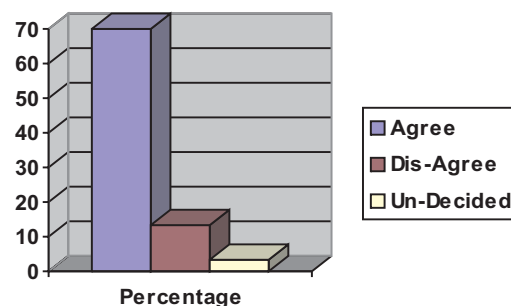


Table 3. Internet as a tool for retrieving information. (N=60)

| S. No. | Statement | Agree | Disagree | Undecided |
|--------|--|----------|------------|-----------|
| 1 | Internet is used as the first resource for retrieving information. | 42 (70%) | 8 (13.33%) | 2 (3.33%) |

Fig. 3. Graph showing use of Internet as a tool for retrieving information



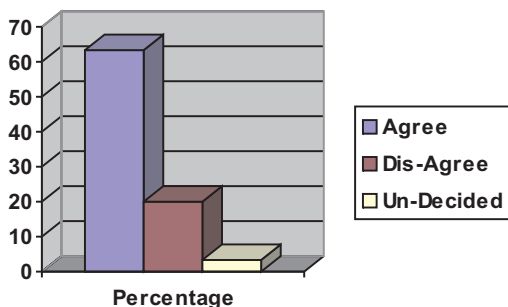
Place for accessing digital information resources

Table 2 / Fig 2 depicts that 33.33% (20) users accessed digital information resource from the library while 23.33% (14) from the hostel/home and computer Lab., respectively, when they are at ease. The department was the third most preferred place (16.66%) for accessing the digital information resources. This indicates that library as a place for accessing the digital

Table 4. Relationship between digital information resources and library services (N=60)

| S.No. | Statement | Agree | Disagree | Undecided |
|-------|--|----------------|-------------|--------------|
| 1 | Provision of digital information resources has a positive effect on the quality of library services. | 38 (63.33%) | 12 (20%) | 2 (3.33%) |

Fig. 4. Graph showing relationship between digital information resources and library services



resources is fully justified and deserves its existence in the digital world.

Internet as a tool for retrieving information

It was asked through the questionnaire whether the users used internet as their first choice in retrieving information? Results show that 42 (70%) users used internet as the first choice in retrieving information; eight (13.33%) searched the information elsewhere and, if not found, then use come to the internet for retrieving the information. Only two (3.33%) users were undecided about this fact.

Relationship between digital information resources and library services

Considering the time taken and also convenience of search and accuracy of digital information resources, it was asked whether the provision of digital information resources has a positive effect on the quality of library services. Thirty eight (63.33%) users agreed with this, whereas twelve (20%) users disagreed with this statement. However two (3.33%) users remained undecided.

Use of e-journals

It was decided to ascertain whether e-journals are the most relevant digital resources for the users in retrieving information for academic purpose? Results show that 26 (43.33%) considered e-journals as the most relevant digital information resource, whereas 14 (23.33%) did not consider it as the most relevant digital information resource and 12 (20%) users were undecided.

Usefulness of digital information resources

It is hot topic for discussion now a days whether digital information resources are equally useful for academic purpose as their counterpart print resources. Thirty (50%) users confirmed it is equally useful as print resources; 14 (23.33%) users did not agreed with the fact; and eight (13.33%) users were undecided.

Time consumption by digital resources

To ascertain the view of users whether retrieving information through digital information resources takes more time as compared to retrieving information from print resources. Twenty eight (46.66%) users supported the statement, 18 (30%) users disagreed, and only six (10%) users were undecided.

Table 5. Use of e-journals (N=60)

| S.No. | Statement | Agree | Disagree | Undecided |
|-------|---|----------------|----------------|-------------|
| 1 | E-journals are the most relevant digital information resources for fulfilling your academic need. | 26 (43.33%) | 14 (23.33%) | 12 (20%) |

Fig. 5. Graph showing use of e-journals

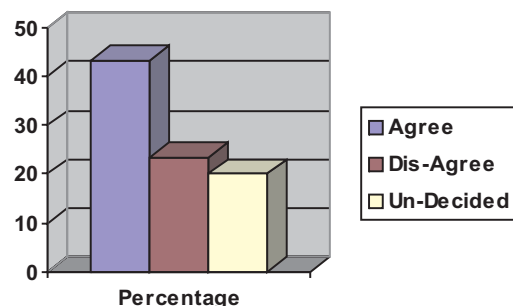


Table 6. Usefulness of digital information resources. (N=60)

| S. No. | Statement | Agree | Disagree | Undecided |
|--------|--|-------------|----------------|---------------|
| 1 | Digital information resources are equally useful as print resources. | 30 (50%) | 14 (23.33%) | 8 (13.33%) |

Fig. 6. Graph showing usefulness of digital information resources

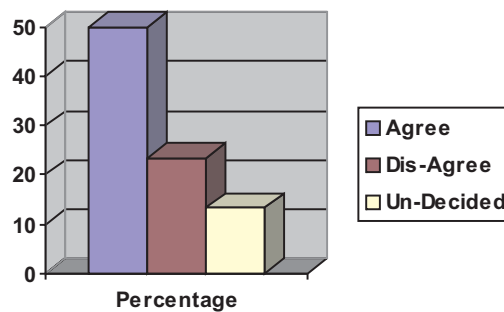
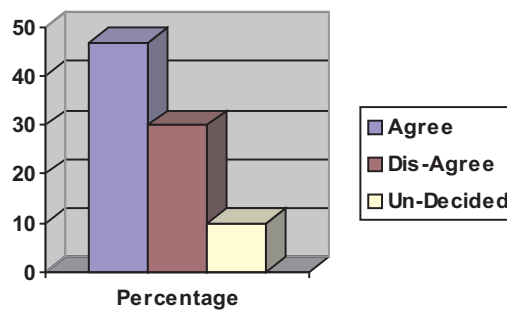


Table 7. Time consumption by digital resources. (N=60)

| S. No. | Statement | Agree | Disagree | Undecided |
|--------|--|----------------|-------------|------------|
| 1 | Information retrieval from digital information resources takes more time as compared to print resources. | 28 (46.66%) | 18 (30%) | 6 (10%) |

Fig. 7. Graph showing time consumption by digital resources



Problem with digital information resource use

Twelve (20%) users felt problems in accessing and searching the digital information resource, 34 (56.66%) users did not feel any problem in accessing and using the digital information resources, and six (10%) users undecided, meaning sometimes they felt problem otherwise they are efficient in using digital information resource.

Future of digital information resource

In order to know the future of print resources in relation to the emergence of digital

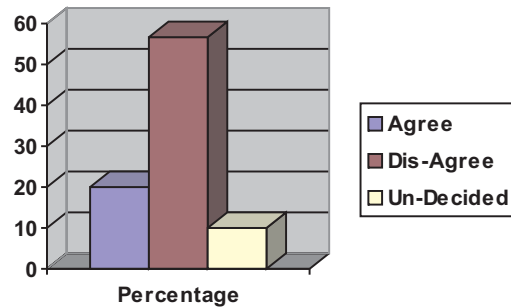
information resources, 30 (50%) users said the emergence of digital information resources will lead to the death and obsolescence of print documents; 18 (30%) users disagreed and 4 (6.66%) users were undecided.

Role of digital information resources with respect to print resources

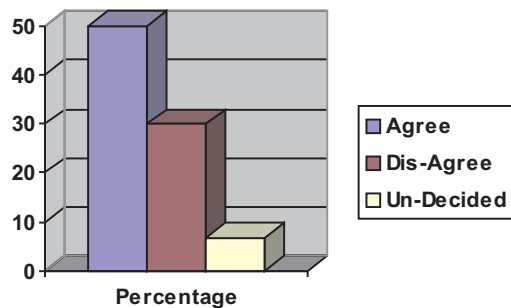
The collection of present-day libraries shows that the format of information resources has shown its presence. Now the question arises whether the digital documents supplement the print document collection in fulfilling the

Table 8. Problem with digital information resource use. (N=60)

| S. No. | Statement | Agree | Disagree | Undecided |
|--------|--|-------------|----------------|------------|
| 1 | Feel problem in using digital information resources. | 12 (20%) | 34 (56.66%) | 6 (10%) |

Fig. 8. Graph showing problem with digital information resource**Table 9. Future of digital information resource. (N=60)**

| S. No. | Statement | Agree | Disagree | Undecided |
|--------|--|-------------|-------------|--------------|
| 1 | Emergence of digital information resource will lead to the death and obsolescence of print document. | 30 (50%) | 18 (30%) | 4 (6.66%) |

Fig. 9. Graph showing future of digital information resource**Table 10. Role of digital information resources with respect to print resources (N=60)**

| S. No. | Statement | Agree | Disagree | Undecided |
|--------|---|----------------|-------------|---------------|
| 1 | Digital document will supplement the print resources. | 32 (53.33%) | 12 (20%) | 8 (13.33%) |

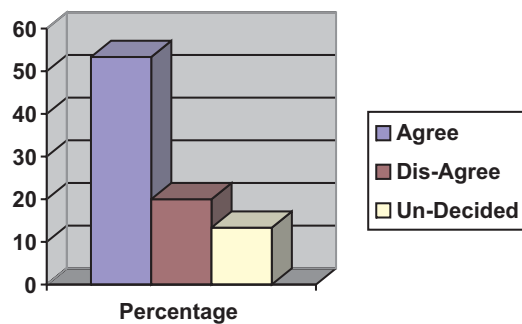
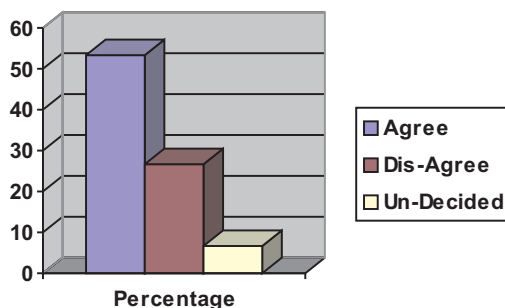
Fig. 10. Graph showing role of digital information resources with respect to print resources

Table 11. Satisfaction with digital information resource collection (N=60)

| S. No. | Statement | Agree | Disagree | Undecided |
|--------|---|----------------|----------------|--------------|
| 1 | Satisfied with the collection of digital information resources of university library. | 32 (53.33%) | 16 (26.66%) | 4 (6.66%) |

Fig. 11. Graph showing satisfaction with digital information resource collection



information need of the users? Survey declares that 32 (53.33%) users said that digital document supplement the print collection in the libraries; 12 (20%) users were not in favour of the statement; however, eight (13.33%) users are still undecided in saying anything.

Satisfaction with digital information resource collection

This study highlights the quality and quantity of digital collection of Delhi University library system (DULS). This survey stated the fact that 32 (53.33%) users were satisfied with the collection of digital information resources of Delhi university library system (DULS), 16 (26.66%) not satisfied with the collection and only 4 (6.66%) were undecided.

Findings and suggestion

On the basis of analysis of data collected through the questionnaire from the users (students and faculty members) at University of Delhi, the following findings and suggestions are summarized below:

1. 86.66% of the users of Delhi University library system (DULS) use the digital information resources for their day-to-day needs, so the provision of digital information resources are a must and should be developed more in quality and quantity for the users.

2. Most of the users access digital information resources in the premises of the campus; however, 23.33% users access these resources at hostel/home also, so if policies allows then access should also be given from home.

3. The first resource for retrieving digital information is internet for most (70%) users, so the facility for accessing internet must be enhanced in a library.

4. 63.33% of the users are of the opinion that provision of digital information resource has a positive effect on quality of library services so, in the present scenario, it is a must to have a collection of digital information resources.

5. 43.33% users say that e-journals are the most relevant digital information resources, so the collection should be developed on this line.

6. Half of the users, i.e. 50%, are of the opinion that digital information resources are equally useful and are as important as print resources, so a hybrid library with more emphasis on digital collection is the need of the hour.

7. That the hybrid library with an emphasis on digital collection is the need of the hour is still supported by the fact that 53.33% users say that digital documents will supplement the print resources.

8. 53.33% of users are satisfied with the collection of digital information resources. This

shows that the Delhi University library system (DULS) is moving in a right direction and digital collection should be developed on this line only.

CONCLUSION

Information and communication technology (ICT) has made our life simpler, and this is also true if we talk about information use by the users for academic work. Information is now available at the doorstep of researchers and this became possible due to the introduction of digital resources. It is through this resource only that information can be accessed anywhere, anytime, by many users simultaneously. Findings of the study show that digital resources are being used by users, and very soon a time will come where print resources will be shared by digital resources for fulfilling the information need of the users.

REFERENCES

1. Kumbar BD and Hadagali Gururaj S. Use of UGC-INFONET e-journals consortium by faculty members and research scholars of Karnataka university, Dharwad: a study. *SRELS Journal of Information Management* 2009; 46(1): 61-72.
2. Patil DB and Parameshwar S. Use of electronic resources by the faculty members and research scholars in Gulbarga university, Gulbarga: a case study. *SRELS Journal of Information Management* 2009; 46(1): 51-60.
3. Singh RK, Joteen Devi, Th Madhuri, Chaudhury Arup Ray. Use of Internet based e-resources at Manipur University: a survey. *Annals of Library and Information Science* 2009; 56(1): 52-57.
4. Yao Leve and Zhao Ping. Digital libraries in China: progress and prospects. *The Electronic Library* 2009; 27(2): 308-318.